


# Trends and Disparities in Readiness Using the Kindergarten Individual Development Survey



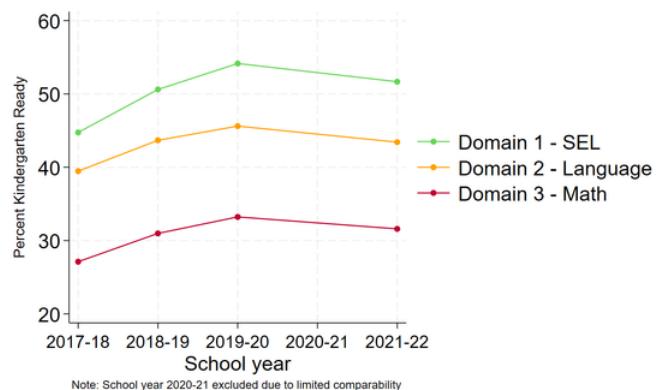
## Kindergarten Readiness in Illinois Series Part 1

- Kindergarten readiness assessments aim to measure **developmental readiness at kindergarten entry**.
- Since 2017-18, **all incoming kindergarteners in Illinois** are assessed using the Kindergarten Individual Development Survey (KIDS). This tool measures readiness across **three domains: Social Emotional Development, Language, and Math**.
- However, little is known about the state of **kindergarten readiness in Illinois: Is it improving? Are there systemic inequities?** This series dives into pressing issues for Illinois, relating early childhood experiences to kindergarten and beyond.

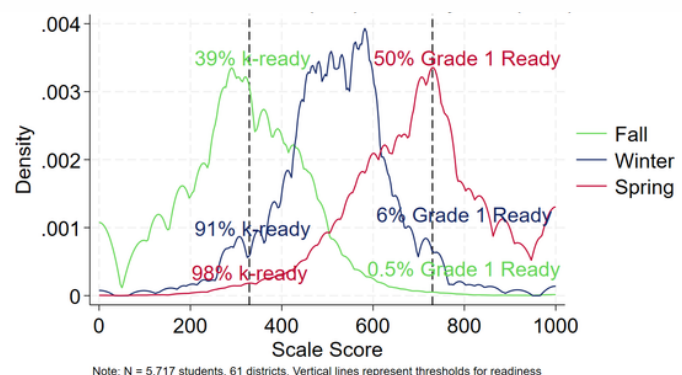
### Kindergarten Readiness Improved:

- Between 2017-18 and 2021-22, readiness improved in all domains.
- White and Asian students were 15 to 25 percentage points more likely to be kindergarten ready than Black and Latino students.
- FRPL-eligible students, ELs, and students with an IEP were 15 to 25 percentage points less likely to be ready.
- Girls were more likely to be ready than boys in all domains except math.

Percent of students Kindergarten Ready by Domain



Distribution of Domain 1 (SEL) Scores by Term (2019)



### Evidence from Continuous Assessment:

- In districts with ongoing assessment, students continued to grow throughout the year.
- Half of these students were **first grade ready** by Spring.